
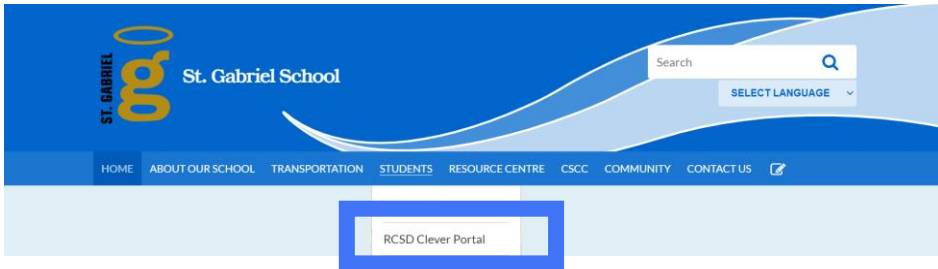




Accessing Pearson eText via Clever

For student & teacher laptops using Chrome 

- On your school website under the STUDENTS tab, select RCSD Clever Portal
Also accessible at: clever.com/in/rcsd81



- Click on  Log in with RCSD Credentials
- Enter your RCSD username & password
- You will now see your RCSD Clever dashboard
- Select the Pearson eText app 



***If you are unsure of your RCSD username and password, your teacher can reset it at mysask.rcsd.ca*

- WAIT!! If you've logged into Pearson previously, your login info will be saved. Waiting 5-7 seconds allows the system to automatically log you in.
NOTE – it will cycle you through the login screens.... let Clever log you in.

BUT...

If you've never logged in before....	You will need to enter – Username = your RCSD login (e.g. joe.smith@rcsd.ca) Password = Student99
If nothing happens...	
If your account was blocked and has been reset....	

OR

I can get logged in but only see Religion textbooks...	At some point you entered the Pearson religion username & password in error (Religion: Username: rcsd99 & password: Student99)
<p>Have the student follow these steps to update their Pearson eText credentials using an incognito window:</p> <ul style="list-style-type: none"> - On your computer, open Google Chrome. - At the top right, click More  > New Incognito Window. - A new window appears. In the top corner, check for the Incognito icon .  - in the incognito window, Log in to Clever: clever.com/login - Click on the Pearson eText app. - You will be prompted to update your username and password. <ul style="list-style-type: none"> - Username = your RCSD login (e.g. joe.smith@rcsd.ca) - Password = Student99 - Press Save. You can now log into Pearson eText using the steps at the top of the page! 	

BUT

I've done all this and I still get a blank page or the login page ...	You have entered an incorrect username/password more than 3 times and your account is blocked!
<p>The teacher will need to email Pearson support skpsupport@pearsoncanada.com with the following information to get the student account unlocked:</p> <ul style="list-style-type: none"> - School division - RCSD - School - <school name> - Student name - <student name> - Student email address - <student email> - Password - Student99 	