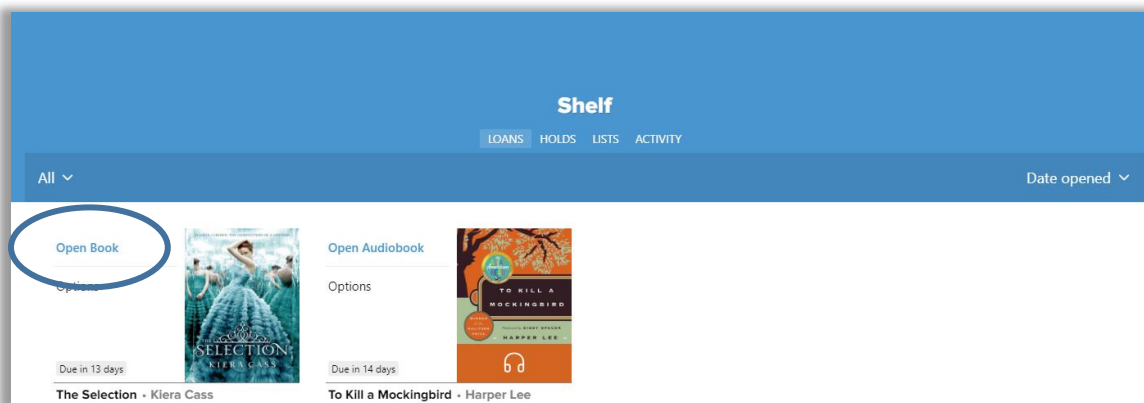


Reading ebooks in Sora

You can start reading ebooks right after you borrow them, or open them from your Shelf > Loans.

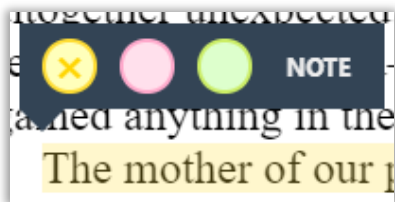



How to use the eBook reader:

- Tap and hold a word to define it, highlight it, or search for it in other places in the book. To select more than one word, hold and drag.

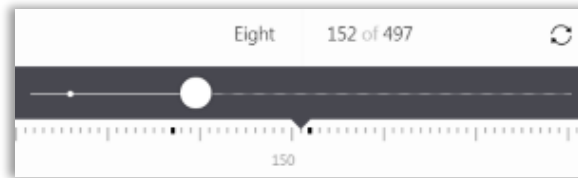



- After you highlight one or more words, you can add a note.

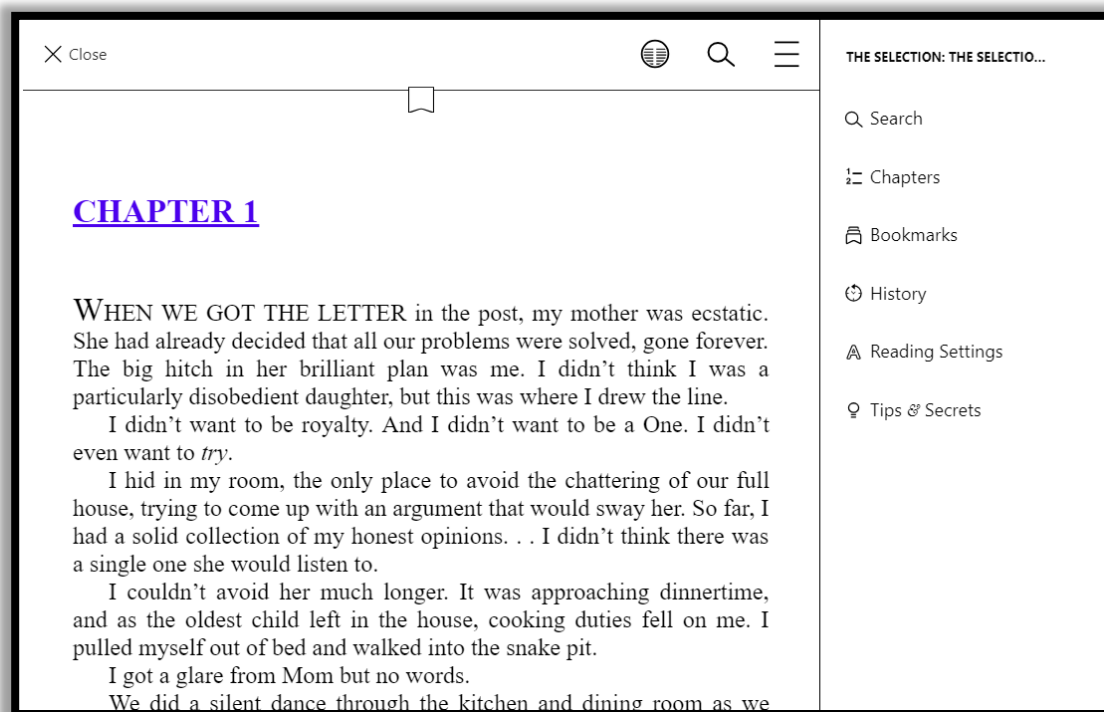


- On larger screens, tap bookmark icon  to make a bookmark. On smaller screens, tap the top-right corner of the screen to make a bookmark.

- Use the seek bar at the bottom of the reader to jump backward or forward, or to go to a specific page in the book.



- Tap menu icon  to open the menu. From there, you can:
- Search for a word or phrase in the book.
 - See the ebook's chapters, your bookmarks, page history, and tips.
 - Change your reading settings. You can adjust the text size, font, and lighting for most ebooks.
 - Change the narration speed (for read-along ebooks).



On larger screens, tap display icon  to change the number of pages that display at a time.

For fixed-layout ebooks, tap zoom icon  to zoom in or out.