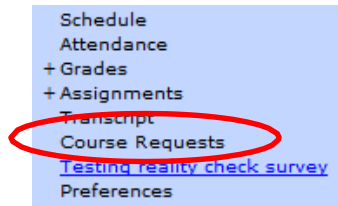


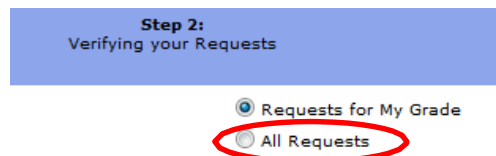
# Choosing Courses for Next Year

**Online from March 9<sup>th</sup> – March 13<sup>th</sup>, 2020**

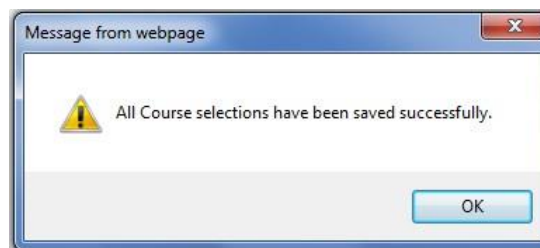
1. Log on to Regina Catholic HomeLogic site - <https://tlxe.rcsd.ca/homelogic/>
2. A student's user id and password for HomeLogic are the same as the id and password used to access the computers at their school. The user ID is their first name, followed by a period, followed by their legal last name and the password is the default or the password that the student has changed to.
3. On the left side of the screen in the navigation pane below your name select "Course Request"



4. Next window – on the right side of the screen choose "All Requests." This will list courses from all grade levels not just courses from your next year grade.



5. Select your courses by checking the appropriate boxes, then choose "NEXT" from the bottom of the screen.
6. You will receive a pop-up stating "All Course Selections Saved", choose "OK"



7. View courses. If they are correct, print a verification of your 2020-2021 subject selections so that these classes can be reviewed with a parent/guardian, or if you have questions, the sheet can be brought to school so that you can have discussions with a counselor. To print, simply choose PRINT at the bottom of the screen then select CLOSE and log out of HomeLogic. If you need to make changes choose BACK at the bottom of the screen and make the changes following Step #5-7.
8. Logout – YES

**Changes to course selections in HomeLogic can be made by students at any time during the window which the school has chosen for this option to remain open...**March 9<sup>th</sup> – March 13<sup>th</sup>, 2020.****

**Form with final selections will be sent home on **March 18<sup>th</sup>** and are to be returned to the main office by **March 20<sup>th</sup>** after parents/guardians and students review and sign it.**